



KABA®

Terminal B-web 93 40

The new definition of time recording

Innovative design with intuitive control concept guide by light



2 “Perfection is achieved, not when there is nothing more to add, but when there is nothing left to take away.”

(Antoine de Saint-Exupéry)

Things are good when everything is available and the customer can choose. On the B-web 93 40, we've persistently held to this approach. Our clients decide how much they want to leave out or how many functions they want to leave in. One click and each and every function can be activated online.

Design - Powered by Innovation.

What is new?

- Guide by light (intuitive user control)
- 1-Click installation (easy installation)
- 1-Click analysis (easy analysis in B-COMM Java)
- 1-Click replacement (easy replacement)
- Soft adaptation (easy expansion)
- Through variations of hardware and software, the base terminal B-web 93 00 can be changed into B-web 93 20 / 93 40 or 93 60.

What remains the same?

- Compatibility to the already existing terminal series
- Compatibility to present RFID reader processes
- Full integration of biometry
- Variety of power supply:
Power over Ethernet, 230 V and 24 V
- Variety of communication interfaces:
eg. Ethernet, RS 232 and GPRS

Made in Germany

Easily adaptable activate online

B-web 93 00 adapts itself easily. You decide what you need. Through the license options and configurations, you adapt the terminal to your requirements - even during full running operations. B-web 93 00 becomes the B-web 93 20, 40 or 60 and the respective functions become usable.



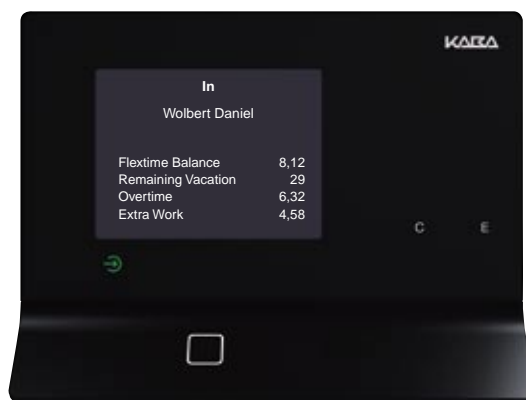
Record attendance
Focused on available input.



Cost center change
Unrestricted input from cost centers.



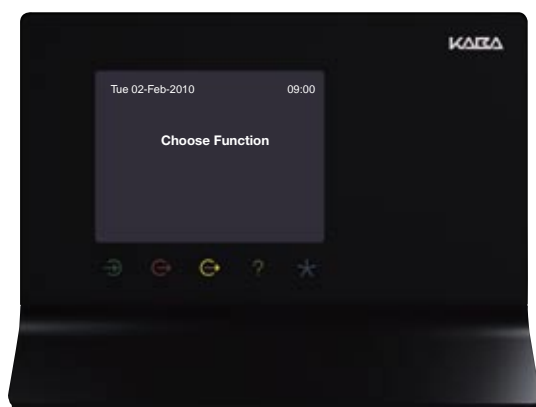
Reason for absence
List of options for easy input.



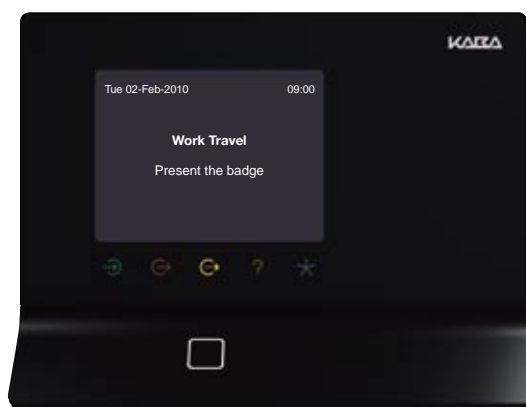
Detailed information of personal employee account.

Easy to use guide by light

In the basic function, all available function keys are dimmed. When a symbol is touched, it lights up and only the next expected input appears. With this, employees are led intuitively, daily entries are made easy and mistakes in entries are avoided. Guide by light



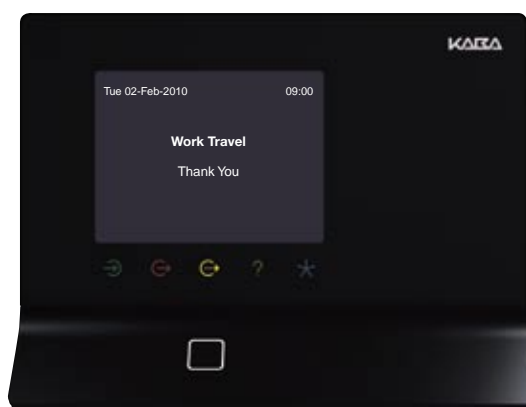
Example basic settings - step 1
Basic settings without RFID reader.



Example course of work - step 2
All five symbols were dimmed. Work travel was chosen. The RFID reader is activated.




Example work travel - step 3
After a successful entry, a list of reasons for the absence appears. The employee chooses and confirms the choice with "E" (Enter).



Confirmation of the entry - step 4
Confirmation of a successful entry is shown on the screen and indicated with an acoustic tone.

Easy to install quick and secure

1-Click installation. The docking station affixed to the wall controls all electrical and data connections. The maintenance groups for electronic installation and IT are clearly separate and easy to coordinate. The terminal is simply clicked off and secured - done.



Docking station with data line (eg. PoE)
The base station can be easily affixed to the wall.

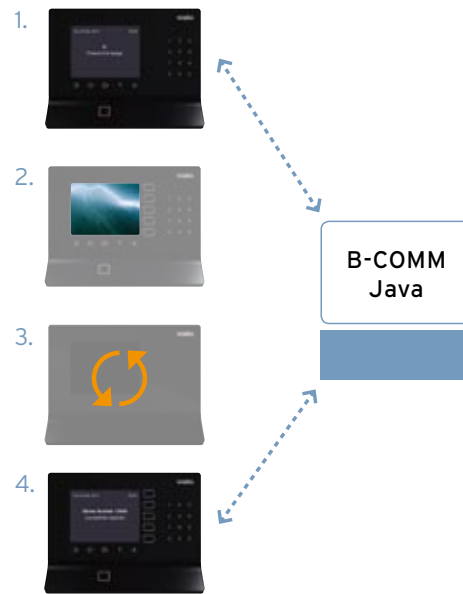


Docking station
Optional customer enhancements like door surveillance and subterminal connection can be pre-installed.

Easy to exchange

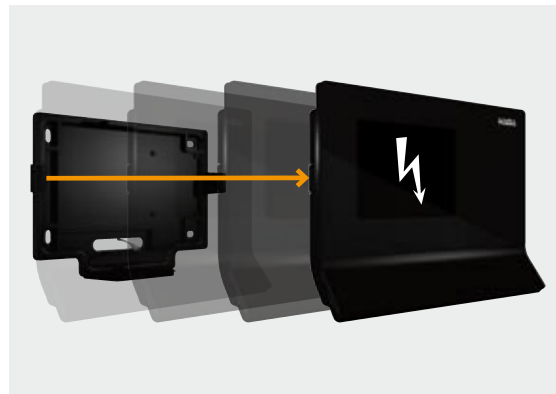
Lightning can always strike. And then it's important to react quickly. Time is money.

The 1-Click exchange is already integrated in the B-web 93 40. Click off the defective terminal, click in the new one, log on and continue working. The configuration remains secure in the background and is available immediately.




Damage from weather, etc.

When a terminal is damaged, speed is of utmost importance. Every missing entry costs money. The new concept reduces downtime. The configuration is secured in the background and is available immediately.

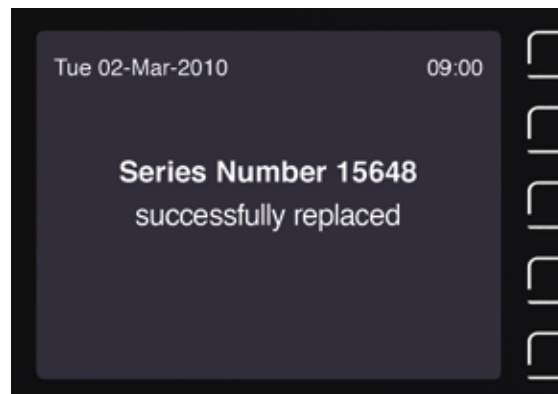


Click the terminal out of the docking station

The safety catch is disengaged and the terminal can be removed. Existing customer enhancements remain in the docking station.



Plug-In of the exchanged terminal in the docking station
The terminal is now connected and is secured.



Terminal detection/data transmission/continue working
Enter the series number of the replaced terminal. The configuration is transmitted and the terminal is immediately ready for operation.

Easy to choose standards are welcome

We integrate all established RFID systems so that the company RFID standard can continue to be used. Whether it's Legic prime/advant, Mifare classic/DESFire or HID prox/iCLASS, all are integrated. And so, that which is new allows itself to be easier combined with something approved.



Easy finger identification

Alternatively, you can integrate a biometric reader. Simply place your finger inside and you are recognized. It's a personal identification which you always have on you. It can't be lost or forgotten. The finger as identification badge - simple as that.



Kaba GmbH
Workforce Management
Albertstraße 3
78056 Villingen-Schwenningen
Germany
Phone +49 7720 603-0
Fax +49 7720 603-102

www.kaba.com/workforce-management